

# True Potential Cautious Portfolio

## Portfolio Objective

The objective of the True Potential Cautious Portfolio is to provide investors with a way to achieve their investment goals. The Portfolio offers full exposure to different manager styles within the Cautious risk profile. We review the Portfolio monthly and, if necessary, rebalance to the allocation of styles that we believe offers the best opportunity for growth within the Cautious risk profile. The Portfolio aims to produce a higher risk-adjusted outcome at a lower average cost, compared to an equally-weighted model of Cautious funds.

## Risk Profile: Cautious

The Cautious Investor may be sensitive to short-term losses. A Cautious Investor's potential aversion to losses could compel them to shift into a more stable investment if significant short-term losses occur. Analysing the risk-return choices available, a Cautious Investor is usually willing to accept somewhat lower returns in order to assure greater safety of his or her investment.

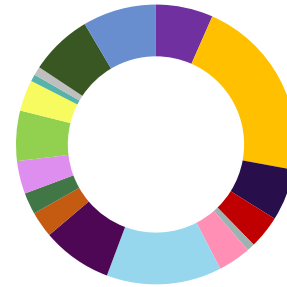
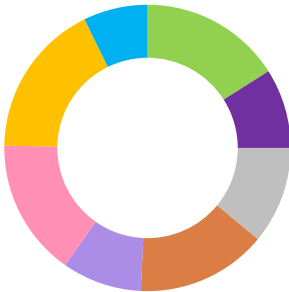
**Ongoing Charge Figure (OCF)\*:** 0.79%

There are no entry or exit charges.

**Launch Date:** 1st October 2015

**AuA:**  
Portfolio Size: £2,355m

## Portfolio Diversification



## Strategy Allocation

● Manager of Managers - True Potential SEI Cautious	16.00%
● Actively Passive - True Potential 7IM Cautious	9.00%
● Directly Invested - True Potential Close Brothers Cautious	11.00%
● Risk-Based - True Potential Allianz Cautious	14.75%
● Fund of Funds - True Potential Schroder Cautious	9.00%
● Adaptive Investment - True Potential UBS Cautious	15.50%
● Positive Alignment - True Potential Growth-Aligned Cautious	17.50%
● Thematic Investing - True Potential Pictet Cautious	7.25%

## Asset Allocation

● UK Stocks	6.6%
● US Stocks	21.3%
● European Stocks ex UK	6.0%
● Japanese Stocks	3.8%
● Asia Pacific Stocks ex Japan	0.9%
● Emerging Market Stocks	3.8%
● Global Treasury Bonds	13.3%
● Global Corporate Bonds	8.1%
● Global Inflation Linked Bonds	3.0%
● Emerging Market Bonds	2.5%
● Global High Yield Bonds	3.8%
● UK Government Bonds	5.8%
● UK Corporate Bonds	3.6%
● Global REITS / Property	0.8%
● Gold	1.0%
● Alternatives	7.2%
● Cash and Cash Equivalents	8.5%

Strategy and Asset Allocation are subject to change at any time without notice, are for information purposes only and should not be construed as investment recommendations.

The True Potential Growth-Aligned Fund may be subject to a Share of Growth fee.

Please refer to the Fund Prospectus and Key Investor Information Document (KIID) for more information.

\*OCF payable can fluctuate over time as the underlying investments are variable and can change.

## Investment Commentary

The True Potential Cautious Portfolio returned +1.03% in June 2024, net of Portfolio OCF.

Global equities extended year-to-date gains with a complex interplay of elections, corporate earnings and economic activity influencing returns. US equities outperformed once again benefiting from the large allocation to technology with the ongoing secular trend in artificial intelligence. Equity breadth remained exceptionally low. European equities saw declines after France called a snap election. The prospect of a far-right majority resulted in significant losses in banks. UK Equities also underperformed global equities given its higher allocation to cyclical sectors such as energy, materials and financials. The low allocation to technology was also a headwind to relative returns. Fixed income was a positive contributor to overall returns. Within sovereign bonds, longer dated paper performed best, with 30 year issues outperforming their shorter counterparts.

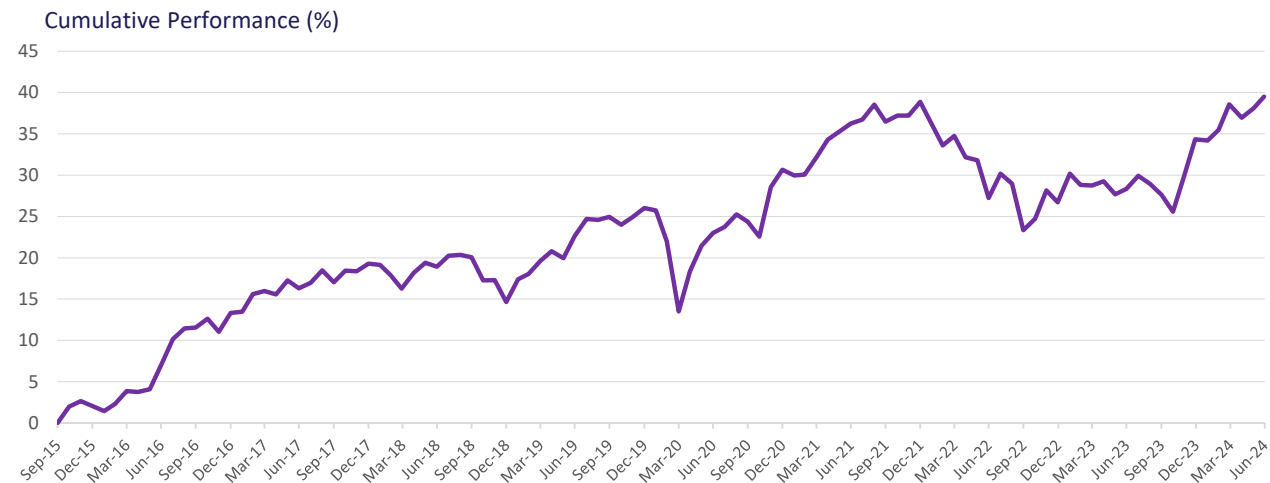
The True Potential Pictet Cautious fund provided some of the strongest returns during the month. The fund benefitted from the large representation to US equities through their thematic equity basket and the tactical Nasdaq position. The Asia-ex-Japan position was also strong.

During the period, no changes were made to the Portfolio, with manager allocations and asset positioning viewed, by the True Potential investment team, as optimal in the current market environment. Although no changes were made to manager allocations, individual managers adjusted their own positioning. Examples include UBS increasing sovereign bond exposure through German Bunds, Pictet reducing UK Gilts in favour of US Treasuries as well as adding to US equities, and finally Growth Aligned adding to UK equities through a new active manager appointment.

For further information, please subscribe to our Morning Markets and Weekly Round Up. This can be found on the following link <http://www.youtube.com/user/TruePotentialLLP>.

Performance (As of 30/06/2024)							
	1 Month	3 Month	6 Month	1 Year	3 Year	5 Year	Since Launch
True Potential Cautious Portfolio	1.0%	0.7%	3.8%	8.7%	2.4%	13.7%	39.5%

Annual Percentage Growth							
	Jun 18 - Jun 19	Jun 19 - Jun 20	Jun 20 - Jun 21	Jun 21 - Jun 22	Jun 22 - Jun 23	Jun 23 - Jun 24	
True Potential Cautious Portfolio	3.1%	0.3%	10.8%	-6.6%	0.9%	8.7%	



Source: True Potential Investments, based on net asset value (as of 30/06/2024).

Performance is calculated on a Total Return basis and is net of Portfolio OCF.

### Important Information

A Fund Prospectus and Key Investor Information Document (KIID) for each of the underlying investments listed above are available from [www.truepotential.co.uk/fund-administration/#fund-documents](http://www.truepotential.co.uk/fund-administration/#fund-documents) or by email to [investmentmanagement@tpllp.com](mailto:investmentmanagement@tpllp.com).

**With investing, your capital is at risk. Investments can fluctuate in value and you may get back less than you invest. Past performance is not a guide to future performance. This factsheet is not personal financial advice.**

Head Office: Gateway West, Newburn Riverside, Newcastle upon Tyne, NE15 8NX

True Potential Investments LLP is authorised and regulated by the Financial Conduct Authority, FRN 527444. [www.fca.org.uk](http://www.fca.org.uk)  
Registered in England and Wales and a Limited Liability Partnership No. OC356027.