

True Potential Defensive Portfolio

Portfolio Objective

The objective of the True Potential Defensive Portfolio is to provide investors with a way to achieve their investment goals. The Portfolio offers full exposure to different manager styles within the Defensive risk profile. We review the Portfolio monthly and, if necessary, rebalance to the allocation of styles that we believe offers the best opportunity for growth within the Defensive risk profile. The Portfolio aims to produce a higher risk-adjusted outcome at a lower average cost, compared to an equally-weighted model of Defensive funds.

Risk Profile: Defensive

The Defensive Investor may be very sensitive to short-term losses. A Defensive Investor's potential aversion to short-term losses could compel them to sell their investment and hold a zero risk investment instead if losses occur. Defensive Investors would possibly accept lower long-term return in exchange for smaller and less frequent changes in portfolio value. Analysing the risk-return choices available, a Defensive Investor is usually willing to accept a lower return in order to assure the safety of his or her investment.

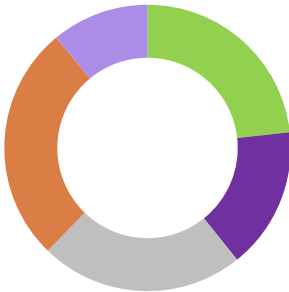
Ongoing Charge Figure (OCF)*: 0.72%

There are no entry or exit charges.

Launch Date: 1st October 2015

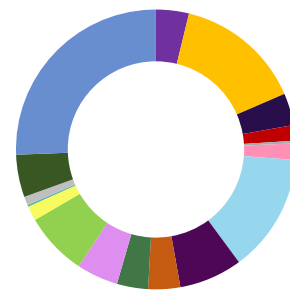
AuA:
Portfolio Size: £258m

Portfolio Diversification



Strategy Allocation

● Manager of Managers - True Potential SEI Defensive	23.25%
● Actively Passive - True Potential 7IM Defensive	16.00%
● Adaptive Investment - True Potential UBS Defensive	23.00%
● Positive Alignment - True Potential Growth-Aligned Defensive	26.75%
● Thematic Investing - True Potential Pictet Defensive	11.00%



Asset Allocation

● UK Stocks	3.8%
● US Stocks	14.7%
● European Stocks ex UK	3.7%
● Japanese Stocks	1.8%
● Asia Pacific Stocks ex Japan	0.3%
● Emerging Market Stocks	1.9%
● Global Treasury Bonds	13.7%
● Global Corporate Bonds	7.3%
● Global Inflation Linked Bonds	3.7%
● Emerging Market Bonds	3.6%
● Global High Yield Bonds	4.8%
● UK Government Bonds	7.3%
● UK Corporate Bonds	1.7%
● Global REITS / Property	0.2%
● Gold	1.0%
● Alternatives	4.9%
● Cash and Cash Equivalents	25.6%

Strategy and Asset Allocation are subject to change at any time without notice, are for information purposes only and should not be construed as investment recommendations.

The True Potential Growth-Aligned Fund may be subject to a Share of Growth fee.

Please refer to the Fund Prospectus and Key Investor Information Document (KIID) for more information.

*OCF payable can fluctuate over time as the underlying investments are variable and can change.

Investment Commentary

The True Potential Defensive Portfolio produced a return of +0.50% for the month of September, net of Portfolio OCF.

Global equities extended year-to-date gains in September as the Federal Reserve initiated their interest rate-cutting cycle. The large stimulus package unveiled in China was forceful enough to generate positivity in equity markets. US equities outperformed global equities thanks to optimism surrounding lower US interest rates in an environment of robust economic growth and encouraging inflation data. European equities lagged as economic indicators of growth continued to disappoint and the expectation of corporate profit expansion cooled. Inflation has continued to undershoot the Central Bank's inflation forecasts and despite the economic outlook being relatively bleak, they have signalled a gradual lowering of interest rates. UK equities also underperformed global equities despite UK economic growth holding up slightly better than expected, with the UK's large sector allocations in Healthcare and Energy a drag.

US sovereign bond yields declined as the Federal Reserve cut interest rates by 0.5%, providing positive total returns for investors. Markets continued to price further interest rate cuts with inflation continuing to trend towards 2% and labour markets softening further. UK government bond yields also fell although underperformed US bonds due to ongoing concerns over sticky services inflation. Corporate credit performed positively in this environment. Sterling appreciated against the US dollar as elevated UK services inflation saw the Bank of England be more patient on lowering interest rates further.

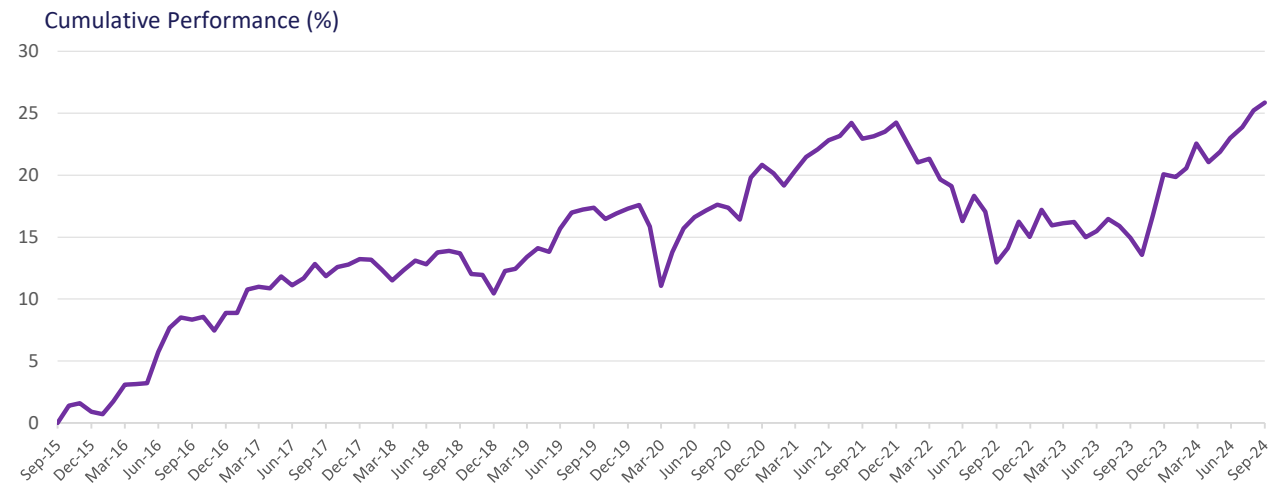
The True Potential Growth-Aligned Defensive fund provided the strongest returns against this backdrop, with the fund benefiting from its large overall allocation to bonds as yields fell over the month, providing a positive total return. The allocation to higher yielding corporate bonds provided strong returns within the fixed income exposure.

Over the month, no changes were made to manager allocations within the Portfolios with the investment team believing positioning was optimal. Although no changes have been made to manager allocations, the True Potential manager cohort have been adjusting positioning. Examples include additions to US and European equities in favour of the UK and Japan, as well as an increase to UK Gilts within fixed income.

For further information, please subscribe to our Morning Markets and Weekly Round Up. This can be found on the following link <http://www.youtube.com/user/TruePotentialLLP>.

Performance (As of 30/09/2024)							
	1 Month	3 Month	6 Month	1 Year	3 Year	5 Year	Since Launch
True Potential Defensive Portfolio	0.5%	2.3%	2.7%	9.5%	2.4%	7.2%	25.9%

Annual Percentage Growth							
	Sep 18 - Sep 19	Sep 19 - Sep 20	Sep 20 - Sep 21	Sep 21 - Sep 22	Sep 22 - Sep 23	Sep 23 - Sep 24	
True Potential Defensive Portfolio	3.2%	0.0%	4.8%	-8.1%	1.7%	9.5%	



Source: True Potential Investments, based on net asset value (as of 30/09/2024).

Performance is calculated on a Total Return basis and is net of Portfolio OCF.

Important Information

A Fund Prospectus and Key Investor Information Document (KIID) for each of the underlying investments listed above are available from www.truepotential.co.uk/fund-administration/#fund-documents or by email to investmentmanagement@tpllp.com.

With investing, your capital is at risk. Investments can fluctuate in value and you may get back less than you invest. Past performance is not a guide to future performance. This factsheet is not personal financial advice.

Head Office: Gateway West, Newburn Riverside, Newcastle upon Tyne, NE15 8NX

True Potential Investments LLP is authorised and regulated by the Financial Conduct Authority, FRN 527444. www.fca.org.uk
Registered in England and Wales and a Limited Liability Partnership No. OC356027.