

# True Potential Aggressive Portfolio


31st May 2026



## Portfolio Objective

The objective of the True Potential Aggressive Portfolio is to provide investors with a way to achieve their investment goals. The Portfolio offers full exposure to different manager styles within the Aggressive risk profile. We review the Portfolio monthly and, if necessary, rebalance to the allocation of styles that we believe offers the best opportunity for growth within the Aggressive risk profile. The Portfolio aims to produce a higher risk-adjusted outcome at a lower average cost, compared to an equally-weighted model of Aggressive funds.

### Risk and Reward Profile



The Aggressive Investor usually aims to maximise long-term expected returns rather than to minimise possible short-term losses. An Aggressive Investor values high returns relatively more and can tolerate both large and frequent fluctuations through time in portfolio value in exchange for a higher return over the long-term.

## Investment Commentary

The True Potential Aggressive Portfolio returned +6.19% in May 2026.

Global Equities extended their gains in May as many regions approached or reached all-time highs, despite no finalised agreement between the US and Iran. Equity performance was underpinned by upgrades to global earnings expectations, mainly from AI-related corporations in the Technology sector. This was to the benefit of Emerging Markets and the US, given their relatively large Technology exposures.

In bonds, the yield gap between UK Gilts and US Treasury narrowed as US yields edged higher while Gilt yields fell significantly, meaning returns were positive. Yields initially rose in both regions as inflation and deficit concerns continued to grow, worsened by political uncertainty in the UK. However, hopes of easing geopolitical tensions and Spring inflation data that was better than feared, caused bond markets to reassess and yields to fall later in the month. In currency markets, the US Dollar strengthened against all major currency pairs, supported by its 'safe haven' status amid the ongoing geopolitical uncertainty.

Within the portfolio, True Potential Pictet Aggressive was the best performing fund, supported by its exposure to Technology stocks within the Thematic portion of the equity allocation and within Emerging Markets. True Potential Growth-Aligned Aggressive was also strong, with its larger allocation to Emerging Markets equities supporting returns.

Fund allocations were unchanged with the team confident in the allocation. Under the bonnet, we saw managers increasing equity weights, favouring the US and Europe, with reductions in the UK and Japan. In fixed income, US government bonds were reduced.

For further information, please subscribe to our YouTube channel, where we provide economic and market updates. This can be found via the following link <http://www.youtube.com/user/TruePotentialLLP>.

### Growth of hypothetical £10,000 invested since inception



### Why invest in this Portfolio?

- For investors looking to invest for the long term (5 years or more).
- Diversifies risk by investing in stocks, bonds, and alternative investments.
- The fund's aggressive risk profile focuses on maximizing long term returns over minimizing short-term losses.
- Investors are able to bear losses to capital without creating significant financial hardship.

### % Growth

	1 Month	3 Month	6 Month	1 Year	3 Year	5 Year	10 Year	Since Launch
True Potential Aggressive Portfolio	6.2%	5.7%	12.5%	29.4%	58.1%	55.0%	151.5%	168.0%

### Annual % Growth

	May 21 - May 22	May 22 - May 23	May 23 - May 24	May 24 - May 25	May 25 - May 26
True Potential Aggressive Portfolio	0.5%	-2.4%	15.3%	6.0%	29.4%

Source: True Potential Investments, based on net asset value (as of 31st May 2026). Performance is calculated on a Total Return basis and is net of Portfolio OCF.

With investing, your capital is at risk. Investments can fluctuate in value and you may get back less than you invest. Past performance is not a guide to future performance. This factsheet is not personal financial advice.

## Key Fund Information

### Portfolio Details

Launch Date	1st October 2015
Ongoing Charge Figure (OCF)*	0.70%
Portfolio Size	£1,996m
Minimum Recommended Holding Period	5 years

\*OCF payable can fluctuate over time as the underlying investments are variable and can change.

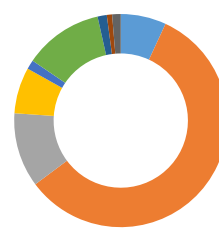
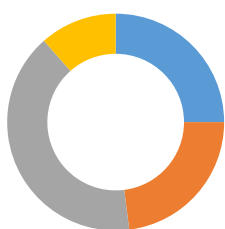
Personal dividend tax charges may still apply and is subject to individual circumstances. Tax rules may change in the future.

In September 2024, the FCA updated its Packaged Retail Insurance and Investment Products (PRIIPS) guidance on how we disclose costs for closed-ended funds like investment trusts. This change is designed to give you a clearer picture of the actual costs that impact your investments. As a result, some of our fund OCFs (Ongoing Charges Figure) have significantly decreased, reflecting only the costs that directly affect the fund's assets.

### What are the fees associated with investing in this Portfolio?

The OCF of this Portfolio is currently 0.70%. This means that if you invest £1000 in the Portfolio, you can expect to pay £7.00 in fees over the course of a year. The fees you pay are pro-rata. If you hold the Portfolio for less than a year you will only pay the proportional amount of fees applicable (based on the duration of your investment).

### Portfolio Diversification



### Strategy Allocation

- Manager of Managers - True Potential SEI Aggressive
- Adaptive Investment - True Potential UBS Aggressive
- Positive Alignment - True Potential Growth-Aligned Aggressive
- Thematic Investing - True Potential Pictet Aggressive

### Asset Allocation

25.00%	● UK Stocks	6.9%
23.00%	● US Stocks	57.9%
40.50%	● European Stocks ex UK	11.3%
11.50%	● Japanese Stocks	7.0%
	● Asia Pacific Stocks ex Japan	1.4%
	● Emerging Market Stocks	12.0%
	● Gold	1.4%
	● Alternatives	0.8%
	● Cash and Cash Equivalents	1.3%

Strategy and Asset Allocation are subject to change at any time without notice, are for information purposes only and should not be construed as investment recommendations.

## Risks

The following are some of the key risks associated with investing in this Portfolio. For a complete list of risks, please refer to each Fund's prospectus, available at [www.truepotential.co.uk/fund-documents](http://www.truepotential.co.uk/fund-documents). Please be aware that there is no guarantee that capital will be preserved.

Risk Type	Description
Performance Risk	Investment objectives express an intended result but there is no guarantee that such a result will be achieved. Depending on market conditions and the macro-economic environment, certain investment types and styles may perform better than others and investment objectives may become more difficult to achieve. Whilst different investment types and styles are used, growth cannot be guaranteed.
Counterparty Risk	There may be cases where the organisation from which we buy a derivative, or an asset, fails to meet its obligations. The cash deposits of the underlying funds are also subject to counterparty risk.
Emerging Market Risk	Investments in emerging markets may involve greater risks due to political and economic instability, and underdeveloped markets and systems.
Derivative Risk	The Portfolio holds funds entitled to use derivatives. Derivatives may not achieve their intended purpose. Their prices may move up or down significantly over relatively short periods of time which may result in losses greater than the amount paid.
Operational Risk	The Portfolio faces non-market risk, relating to purchasing, holding and servicing the Portfolio's assets.
Credit Risk	Where the underlying Fund invests in bonds, there is a risk the bond issuer may fail to meet its repayments. Changes in interest rates, inflation and the creditworthiness of the bond issuer may also affect the bond's market value. This risk is particularly relevant where the Fund invests in bonds with a lower credit rating.
Exchange Rate Risk	The underlying funds may invest in securities not denominated in GBP. The value of your investments may be affected by changes in currency exchange rates.
Liquidity Risk	Certain market conditions could make sufficiently liquid assets difficult to sell quickly at a fair price. This could result in an unpredictable fall in the value, and overall liquidity of the funds held within the Portfolio.
Investment Trust Risk	Investment trusts and closed ended funds may borrow to purchase additional investments. This can increase returns when stock markets rise but will magnify losses when markets fall. The value of an investment trust or a closed-ended fund moves in line with stock market demand and its share price may be less than or more than the net value of the investments it holds.

### To find out more

Visit [www.truepotential.co.uk/investments/](http://www.truepotential.co.uk/investments/)

Call **0191 242 4884**

Email [Investmentmanagement@tpllp.com](mailto:Investmentmanagement@tpllp.com)

### Need assistance with reading documents?

We can provide documents in various formats, including large print, audio, and fonts designed for readability. Please email [investmentmanagement@tpllp.com](mailto:investmentmanagement@tpllp.com) if you require an alternative format.

### Important Information

A Fund Prospectus and Key Investor Information Document (KIID) for each of the underlying investments listed above are available from [www.truepotential.co.uk/fund-administration/#fund-documents](http://www.truepotential.co.uk/fund-administration/#fund-documents) or by email to [investmentmanagement@tpllp.com](mailto:investmentmanagement@tpllp.com).

**With investing, your capital is at risk. Investments can fluctuate in value and you may get back less than you invest. Past performance is not a guide to future performance. This factsheet is not personal financial advice.**

Head Office: Gateway West, Newburn Riverside, Newcastle upon Tyne, NE15 8NX

True Potential Investments LLP is authorised and regulated by the Financial Conduct Authority, FRN 527444. [www.fca.org.uk](http://www.fca.org.uk)

Registered in England and Wales and a Limited Liability Partnership No. OC356027.